

# Mamiya

## Mamiya 7 II







## Mamiya makes a great camera even better.

The original Mamiya 7 set a new standard for medium format photography when it first hit the market in 1995. Soon the Mamiya 7 was firmly established as the interchangeable lens 6×7 format rangefinder camera with outstanding image fidelity. Its compact design made it the smallest, lightest camera in its class, bringing easy portability and 35mm handling convenience to the 6×7 format. A separately available adapter also made professional-level 35mm panorama photography a reality, and opened up a new world of photographic potential.



The new Mamiya 7 II packs all the features and functions of the original Mamiya 7 into a new design that enhances both operation and portability. Features include an easier-on-the-eyes bright frame viewfinder, multiple-exposure capability, and much, much more. The Mamiya 7 II comes in a choice of body colors: champagne gold or black. A selection of six lenses are available, including a new medium-telephoto 210mm f/8, in addition to the existing popular lineup of 43mm, 50mm and 65mm wide-angle lenses. Experience the true joy of photography with the new Mamiya 7 II.

# Mamiya 7 II





**The quality and resolution  
that only the 6×7 format  
can provide.**

With an actual image area of  $56 \times 69.5$ mm, the 6×7 format captures stunning nuances of light and shade, color, shape, space, and scale. Its Mamiya world-class lenses are designed and engineered for outstanding resolution, contrast, and color balance, virtually guaranteeing photographs of breathtaking quality. With an image area that



is 4.5 times larger than 35mm film, the 6×7 film size provides the photographer with a format that can be viewed without magnifier and that is easier to retouch and can be blown up to mural size ; a format that enlarges to standard photographic and industrial paper sizes without cropping and without wasting film.



150mm f/4.5



80mm f/4

## 35mm panorama, multiple exposure, and other powerful tools for the creative photo artist.

An optionally available adapter converts the actual image area of the Mamiya 7 II to a 35mm film size  $24 \times 65\text{mm}$  for full-size panoramas. This panorama feature, which provides an aspect ratio of 1:2.7, used to meet the panorama photography needs of professionals the world over.

The multiple exposure lever of the Mamiya 7 II allows exposure of multiple images on a single frame of film.

An 80mm lens close-up kit enables magnifications to one-third life size, for reproduction of images as close as 27.5cm (11") from the lens surface. All this helps the Mamiya 7 II put total artistic versatility into the hands of the serious modern photographer.




## Interchangeable lenses

A wide selection of lenses lets you choose the one best suited to the theme and subject, and create exactly the photographic effect desired. The versatile lineup of six Mamiya 7 II lenses includes a 43mm 92° ultra-wide, 50mm 84° wide-angle, 65mm 69° wide-angle, 80mm 58° standard, 150mm 34° and 210mm 24° medium-telephoto – all designed for photo characteristics and quality that set them apart from the rest.



50mm f/4.5



43mm f/4.5



43mm f/4.5





150mm f/4.5



80mm f/4



65mm f/4



210mm f/8



## A simple, highly precise mechanism

### Split-image rangefinder for high-precision focus

The split-image rangefinder of the Mamiya 7 II uses a pentaprism for unmatched accuracy. A wide 60mm base distance between rangefinder points enables decisive, precision focusing.

\*The 210mm lens is not linked to the rangefinder mechanism.

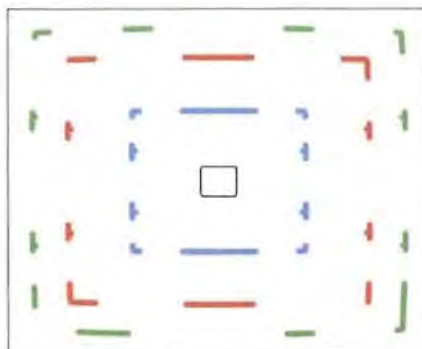
### Automatic frame indexing

#### Parallax correction

The bright frame viewfinder adjusts automatically to the correct field of view for 65mm, 80mm, and 150mm lenses. The tint provides clear contrast for easy rangefinder imaging. The 43mm 92° ultra-wide lens, 50mm 84° lens and 210mm 24° lens come with auxiliary viewfinders. An optional viewfinder is available for the 210mm lens.

### A clear array of valuable indicator information inside a bright, easy-to-read rangefinder.

The rangefinder is designed to provide a clear image, even under dim lighting and when photographing low-contrast subjects. LEDs at the bottom of the viewfinder provide information on shutter speed during aperture-priority AE shutter operation, as well as warnings about under exposure, and over exposure, low battery power, and operation errors.



For illustrative purposes only, this diagram shows the frame lines of the various lenses in color: 65mm-green.

80mm-orange. 150mm-blue. The viewfinder shows only one automatically indexed frame line at a time, in white.



Viewfinder Display for 80mm Lens. Bright field of view frame with panoramic markings. Bright RF area in center. Bottom shows red warning light on left, shutter speeds in center and over-exposure signal on right.



### Aperture-priority AE with high-precision light metering

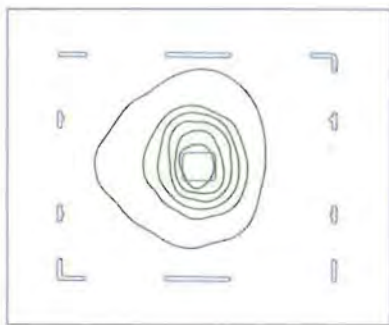
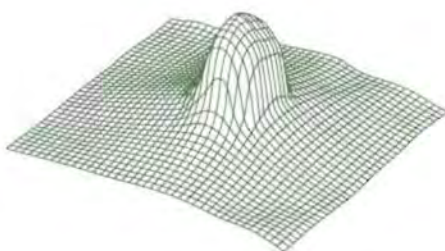
The camera uses a precision silicon photodiode (SPD) aperture-priority exposure system for highly accurate center-weighted metering. The diagram shows the metering pattern for an 80mm f/4 lens. Changing to a wider-angle lens automatically shifts the system to spot metering, while a telephoto lens initiates an averaging system that also takes surrounding light into consideration. In the AE Mode, priority goes to the most accurate exposure for the lens in use. The result is highly accurate AE. Mode settings under virtually any type of conditions imaginable, from standard lighting to conditions where there is a wide range of illumination. Of course, AE lock is also provided to give the photographer the versatility needed when faced with backlit subjects and other conditions where there is strong contrast between subject and background lighting.

### 4EV exposure compensation provides the versatility to add your own original touch.

Exposure compensation lets you adjust for special photographic effects, backlighting, weather, snow, and other factors that make proper exposure difficult. Exposure can be adjusted in 1/3EV click-stop settings within a range +2EV to -2EV, to provide exactly the feeling desired. A switching lever with built-in lock lets you change settings with one finger.

### Manual exposure backup

When using manual exposure, LEDs in the viewfinder show current shutter speed, along with a flashing indication of the optimum shutter speed calculated by the camera. You then have the option of adjusting shutter speed or exposure settings accordingly.



### High-precision lens shutter, providing flash synchronization at all speeds

Mamiya's original electronic lens shutter ensures accurate speed control with minimal lag time. Electronic flash is synchronized with the shutter at all speeds for simple daylight fill-flash even at a shutter speed of 1/500.

### Quiet electromagnetic shutter release

A soft-touch electromagnetic shutter release virtually eliminates operation noise. Portrait subjects are not distracted by camera operation, which contributes to more normal expressions.



## A 6×7 format camera to go anywhere your camera work takes you.

### Compact design weighs only 1,210g with the 80mm standard lens.

The Mamiya 7 II is the perfect 6×7 format camera for the professional on the go, eliminating the heavy mirror box of SLR cameras, so it can go along anywhere, any time you need it.

### Designed and engineered for easy portability.

Dials, levers, buttons and other controls are located to optimize shutter release operation with the right hand and lens operation with the left. The lens release button, electronic self-timer and synchro socket are deliberately located to prevent accidental activation, which contributes to safe operation and overall portability. The palm grip is designed to fit comfortably in the hand during both shooting and transport. The surfaces of all parts of the camera that are subject to frequent handling are covered with non-slip rubber.

### Horizontal/Vertical two-way strap hooks

The strap can be connected to keep the camera in a horizontal orientation where it is always ready to shoot, or a vertical orientation for easy carrying.

### Mamiya logo embossed in the left-hand grip

The distinctive Mamiya 7 II logo is embossed in the left-hand grip, giving added protection against slips and a distinctive look.



### Silumin-aluminum alloy precision die-cast body ensures reliability.

The basic material used in the camera body is lightweight, high-strength silumin-aluminum alloy. Micron-tolerance high-precision metal molding creates a body that can deliver outstanding reliability under the toughest conditions imaginable.



### Single-action film advance

A single lever action winds the 75mm of film required by each 6×7 frame. Quick and easy winding helps when taking consecutive shots.



150mm f/4.5



### Multiple-exposure lever

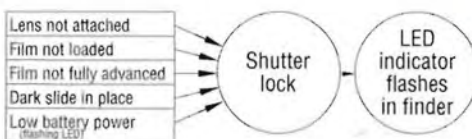
Multiple-exposure lets you overlay two, three, four, or even more images on a single film frame. The multiple-exposure lever of the Mamiya 7 II makes this highly creative photographic technique simple and easy.

### Dark slide for changing lenses

A built-in dark slide curtain be interposed between the lens and film when changing lenses to keep light from accidentally exposing film in the camera when the lens is removed. A safety interlock prevents removal of lenses unless dark slide curtain is employed. The curtain can be opened and closed using controls on the bottom of the camera.

### Safety mechanism for trouble-free operation

Any of the following conditions activates the camera's safety mechanism, locking the shutter. A LED in the viewfinder alerts you to the problem and indicates what you need to do to correct the situation.



### One-touch dark slide activation

An easy-grip knob allows easy activation, even while wearing gloves. Once a lens is attached, the dark slide can be removed simply by sliding the release.

